


2023 PRIMARY 1 PARENT ORIENTATION



PREPARING YOUR CHILD FOR PRIMARY 1

Ms Thien, Vice-Principal

8 Nov 2022



PREPARING YOUR CHILD FOR PRIMARY 1

- School Information
- Preparing for School
- Home-School Partnership

SCHOOL INFORMATION

OUR SCHOOL

- **School history of 25 years**
- **First school in the Sengkang Neighbourhood**
- **Moved to current premises (1.8 Ha) in 1997**



Virtual Tour during interaction with FTs.

School Information

- Student population of around 1400 (boys and girls), staff strength of 120 and 43 Classes
- Single Session School (7.30 a.m. to 1.30 p.m.)
- CCA within curriculum time (Fri : 7.30 a.m. – 9.00 a.m.)
PAL for P1 & 2: Programme for Active Learning
- Mother Tongue Languages (CL, ML, TL)
- After-School Student Care Centre (managed by YMCA)

PREPARING FOR SCHOOL

PREPARING FOR SCHOOL

P1 Reporting and Dismissal Time

Reporting Time	7.30 a.m. Note: School gates would be closed at 7.25 a.m. to prepare the school for flag raising.
Dismissal Time	1.00 p.m. from 3 to 6 January (Tue to Fri) 1.25 p.m. from 9 January (Mon) onwards)

Note: Dismissal is staggered, with P1 & P2 at 1.25 p.m. and the other levels at 1.30 p.m.
Parents or caregivers will pick their child/ward at the basketball court and exit via Gate 2A



PREPARING FOR SCHOOL

Recess (9.00 a.m. to 9.30 a.m.)

- We recommend giving your child pocket money (about \$2.50) on a daily basis to help him manage his spending.

Safe Management Measures (SMM)

- Daily temperature taking
- Wipe-down after eating
- Small bag for recess

(Ziploc bag with masks, tissue paper, wet wipes, hand- sanitiser, water bottle, story book - refer to orientation booklet)



PREPARING FOR SCHOOL

Snack Break

- Students will have a 10-minute Snack Break daily between 11.30 a.m. to 12.30 p.m.)
- Please note that only dry healthy food (e.g. biscuits, bread and fruits such as apple) is allowed. Please pack the snacks in a lunch box. Do note that students are not allowed to go to the canteen during Snack Break.
- Try out “snack time” at home!



PREPARING FOR SCHOOL

Students' Usage of Phone

- Students are not allowed to bring handphones and smart watches to school. They are to use the public phones in the school if they need to contact their parents. Your child is encouraged to bring coins in the event he needs to use the public phone.

PREPARING FOR SCHOOL

First week of school

- Write your child's name and class legibly in ink on the cover of each textbook, workbook, exercise book, worksheets and file. Use this format when writing your child's particulars.

Eg. 1 Lee Meng Wee 1 Faith	Eg. 2 Siti Natasha 1 Joy	Eg. 3 Darenjit Singh 1 Courage	Eg. 4 Jasmine Lau Xin Yi 1 Confidence
-------------------------------------------------------	-----------------------------------------------------	-----------------------------------------------------------	------------------------------------------------------------------

In addition, label ALL your child's stationery and items, including water bottles



PREPARING FOR SCHOOL

First week of school

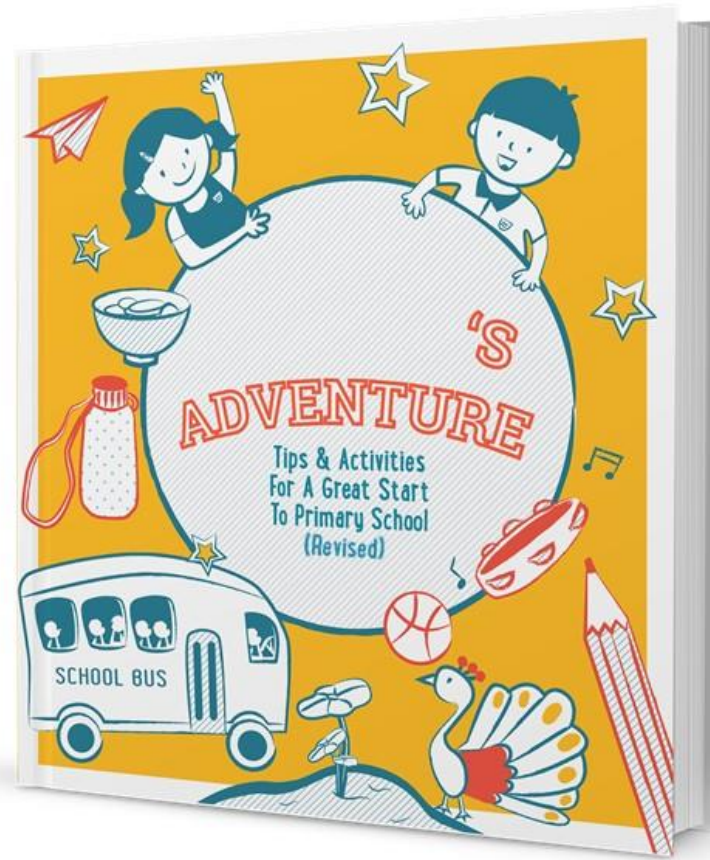
- Things to bring everyday: pencil case, a box of coloured pencils, a storybook, SKPS Communication and Homework File, mini whiteboard and marker.
- Things to bring for Day 1 & Day 2 (Refer to Orientation Booklet)
- From 5 **January**, students are to pack their school bags according to the timetable given by their form teacher.

TRANSITING TO PRIMARY 1

- A smooth transition is made when your child:
 - feels safe and comfortable in their new environment.
 - is able to manage the daily challenges of school life.

HOW CAN I PREPARE MY CHILD FOR PRIMARY 1?

- (a) Developing good habits
- (b) Relating to others
- (c) Creating a conducive learning environment at home
- (d) Nurturing positive learning attitudes



FOR YOU & YOUR CHILD

PARENT-CHILD ACTIVITY BOOK

Tips & Activities for a Great Start to Primary School

- This is a resource provided by MOE to all parents of P1 children.
- We hope you and your child will enjoy going through this book together.

10 Tips (Page 4 & 5)

- 1. Get ready for school** – prepare well at home before your child goes to school
- 2. Practise routines** – help your child practise new routines that they will use in school
- 3. New places, new faces** – help your child get used to managing unfamiliar situations
- 4. We can do this, together** – encourage your child in different ways
- 5. Show interest in your child** – find out about what they're doing and how they're feeling
- 6. Time to let go** – allow your child to make mistakes and learn from them
- 7. Team up with teachers** – work closely with teachers to help your child learn better
- 8. Every child is unique** – work with teachers to find out your child's strengths and interests
- 9. Be a great role model** – share with them the values that are important to you
- 10. Let's help out at home** – encourage your child to help out with household chores



FOR YOU & YOUR CHILD
PARENT-CHILD
ACTIVITY BOOK
Tips & Activities for a Great Start to Primary School



HOME > Quick Links > Parents

<https://sengkangpri.moe.edu.sg/quick-links/parents>

- Students ▶
- Staff
- Parents ▼
- School Calendar
- Student Learning Space (SLS)

Parents

Resources for Primary 1 Student - 2023

- [Primary One Orientation Booklet](#)
- [Book and Stationery List \(Primary 1\) - 2023](#)
- [Parent Kit - Starting Your Primary 1 Journey](#)
- [Preparing for Primary 1 - Establishing Routines to Help Your Child Learn](#)
- [Parent Child Activity - Ready, Set, Go!](#)



DEVELOPING GOOD HABITS

Tip 1 & Tip 2: Get Ready for School and Practise Routines

Page 9 - 28

Routines help children learn to manage themselves.

Guide your child to do the following independently:

- Keep to a regular bedtime
- Make healthy food choices
- Pack their bag
- Dress themselves
- Buy food at the canteen



RELATING TO OTHERS

Tip 3: New places, new faces

Page 29 - 38

Build your child's interpersonal skills by:

- Modelling the use of friendly and polite phrases (p34)
 - “Hello! My name is... what is your name?”
 - “May I please...”
- Providing opportunities for your child to share and take turns during playtime with other children.
- Teaching them coping mechanisms (e.g. deep breaths, quiet corner, stop-think-do) to enable them to manage their emotions.

Page 30 & 31: Some suggestions on what you can ask your child at the end of school day



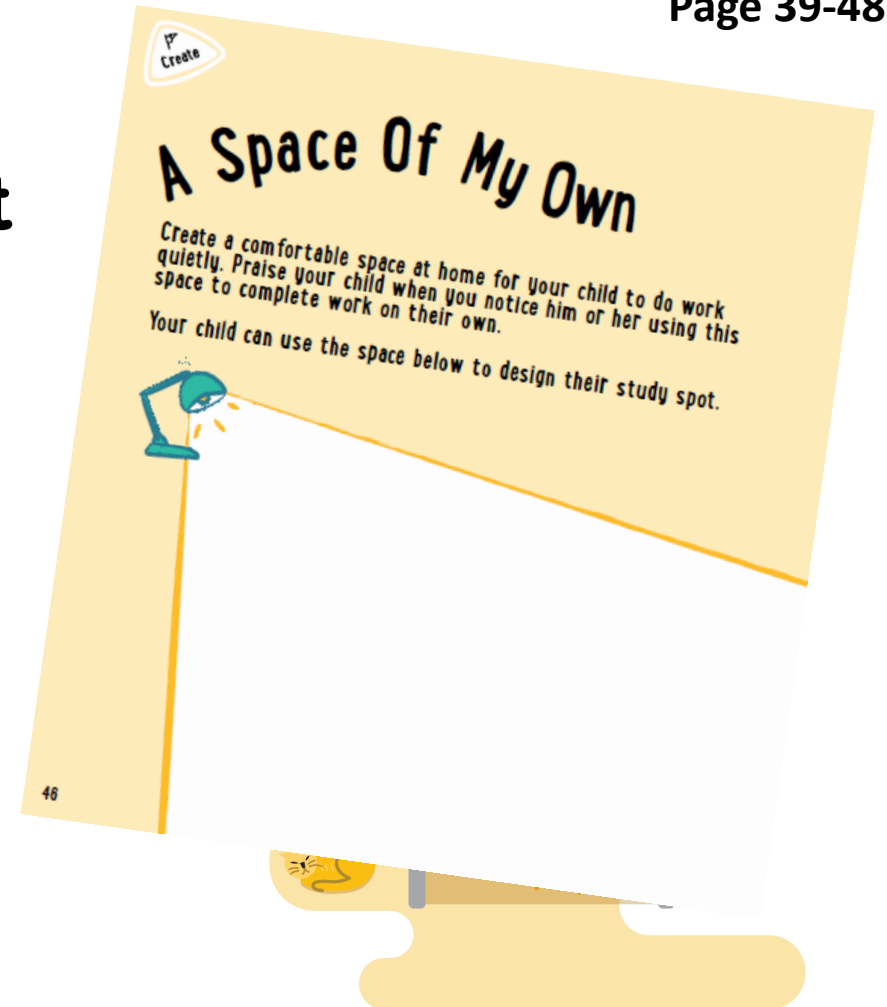
CREATING A CONDUCTIVE LEARNING ENVIRONMENT AT HOME

Page 39-48

Tip 4: We Can Do This, Together

Set up a conducive home environment so that your child can learn both at home and in school:

- Encourage your child to learn English and their Mother Tongue, through picture books, language games or songs.
- Set aside space in your home where your child can read and finish their homework.




HOME-SCHOOL PARTNERSHIP

Our children do best when schools and parents work hand in hand to support them.

SCHOOL-HOME PARTNERSHIP

Communicating with your child's teacher

- Have regular conversations with teachers in both academic and non-academic areas — this will help you better guide your child's development.
- Ask the teacher for the best way and time to contact them.



HOME-SCHOOL PARTNERSHIP

Communication with your child's teachers

- You can communicate with your child's teachers through:
 - **Student Handbook**
 - **Email**
 - **Leaving a message at the General Office** and our staff will return the call as soon as possible unless they are away from school on official matters.
- You are encouraged to **fix an appointment** with the teacher if you want to meet face-to-face.
- In view of work-life harmony, our teachers are not expected to give their personal mobile number to parents. We seek your understanding that teachers are not expected to return calls or meet parents after 5 p.m.

SCHOOL-HOME PARTNERSHIP

Other Forms of Communication

- Parent Engagement Sessions:
 - Orientation: 8 Nov 2022
 - Parent Teacher Connect & Curriculum Briefing : **3 Jan 2023 (Tuesday)**
 - Last day of Term 2 2023
 - End of Term 4 2023 (on needs basis)
- Term Letters
- **Parents Gateway**

HOME-SCHOOL PARTNERSHIP

Communication with School

For enquiries and feedback, you are
welcome to email skps@moe.edu.sg



Give us a turn around time of 2
working days to get back to you



Our school website : <https://sengkangpri.moe.edu.sg/>

SCHOOL-HOME PARTNERSHIP

Be an **ACTIVE** Parent Volunteer

- Consider joining the school's Parent Support Group (PSG) or volunteering at the school
- Create shared experiences with your child through supporting school programmes and events

SCHOOL-HOME PARTNERSHIP

Join the Parent Support Group (PSG)!

- Provide constructive feedback and suggestions to schools on programmes and practices through the various school's communication channels and platforms
- Assume leadership roles on PSG Executive Committee, where available



Seng Kang Primary School (SKPS)

Parents Support Group (PSG)

The Exco Committee (2022)



Mr Royston D'Souza
Chairman
Dads For Life



Mdm Chewy Teng
Vice-Chairman
P1 Level Coordinator



Mdm Sarita
IT/Media Coordinator
Co-planner for SKPS Chat



Mdm Sulochna
Co-planner for SKPS Chat



Mdm Subha
P2 Level Coordinator
Events Support Coordinator
P3 Level Coordinator



Mdm Jennifer
P3 Level Coordinator



Mdm Rita
Secretary
P4 Level Coordinator



Mdm Ernawaty
Volunteer Coordinator
P5 Level Coordinator



Mdm Eileen
P6 Level Coordinator
Co-planner for SKPS Chat

SKPS PSG Core Values



Trust

We want our partnerships to be built on trust. Trust is reliance on the integrity and ability of the PSG, and of which it is established on integrity and mutual respect. The trust that we have helps us influence our willingness to act on advice.

Collaboration

The PSG is fortunate to have great assets – parents with diverse strengths, experiences, training and background. We complement one another's limitations and strengths, and become stronger, then achieving much more when we work as a team selflessly for all our children.

Excellence

We define excellence in a twofold way. The PSG aims to help support in all ways that we can successfully in a most efficient and effective manner, tapping on everyone's strengths and ideas. We are receptive to every parent's suggestion and are committed to a continuous process of improvement.

Culture of SKPS PSG

Fun

We fully engage in work and bring out the fun factor in it.

Unity

We work together and speak with one voice, respecting and appreciating every individual. Every agreement or disagreement can be a constructive learning process.

People oriented

We take a personal interest in the well-being of others and watch out for one another. We show appreciation for every contribution and effort, big or small.

Learning and growing


We are open to new ideas and are bold without being reckless or disrespectful. We inspire, challenge and support one another to be our best and sustain our effort.

Open and authentic relationships

We seek first to listen and understand, and communicate with love and empathy. We use words that build people up rather than words that tear them down. We take initiative to deal with issues and collaborate to resolve them.



Parenting is a daily
learning experience...



Parenting is to grow
with our children...



PSG supported activities in 2022



P1 Orientation



Pongal Festival



Celebrations Prep



Eco Tuesday



SKPS Open House



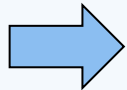
Buddy Reading



Characters Come Alive!



Learning resources



Teachers' Day (Dance, Gifts making, Decor etc)



Our Fun Times (pre-covid)



Some of our children build friendships among their peers across levels too.



- Bonding Day
- Family Day
- SKPS PSG Appreciation Day...

... as a matter of fact, we have fun whenever we come together for the school and our kids 😊



“Dads For Life” events gives all dads ...

- an undivided time to bond with their kids
- to show their kids that they are involved as well



- an opportunity for some rough play to build physical and mental ruggedness
- And the invaluable partnership and connection with the school's teachers in activities such as the Soccer Clinics.



Let's Chat with PSG

Sharing sessions to share, learn
and support one another.

Join SKPS PSG family

It takes a village to raise the child.
Be part of the village to raise not just your child but every
child of the school.

SCAN to Join

<https://forms.gle/Jc6GPweAKibgA3zt8>



Thank You!

There may be challenges along the way, but you can look at them as **learning experiences**.