



Welcome



Programmes for the Day

Meet and Greet Session 2023 P1 Parents

Objectives

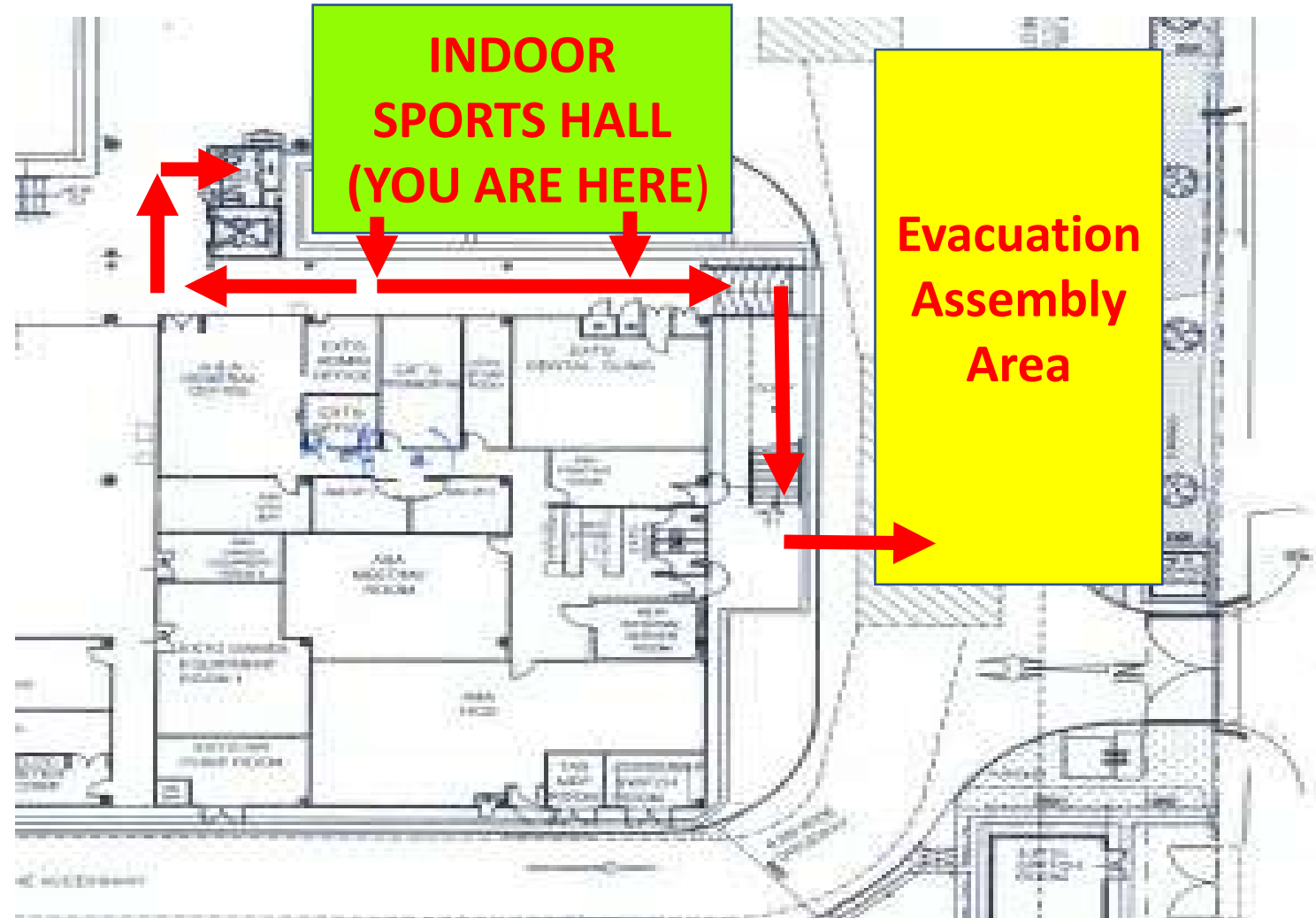
- To provide an overview of the school's direction and level-related matters
- To strengthen home-school partnership to optimize your child's/ward's learning and school experiences
- To provide a platform for your child's/ward's form teachers to interact with you

Housekeeping Matters

- Please set all mobile devices to the silent mode
- Attendance taking and Feedback at the end of Meet and Greet Session – QR code
- Location of toilets
- Emergency evacuation route

General Fire Emergency Evacuation

1. In the event of a fire / emergency, please evacuate by the nearest staircase behind you or to your left.
2. Use the routes indicated by the red arrows and walk quickly to the Assembly Area (Car park beside the guard post)
3. Wait for instructions from the Safety Officers in the school.



EVACUATION ROUTE IN CASE OF EMERGENCY



2023 P1 Orientation

3 January 2023, Tuesday

8.00 am to 10.30 am



PROGRAMMES FOR PARENTS OF

VENUES

1 FAITH, 1 JOY, 1 PATIENCE, 1 GRACIOUSNESS

8:00

Briefing by SLs, YH and Head CCE



Indoor Sports Hall (ISH)

9:00

Recess Arrangement



Canteen

9:45


Meet-and-Greet with Form Teachers



Teaching Lab, PAL rooms, Library

10:30

Parents to leave the school premise



-

PROGRAMMES FOR PARENTS OF

VENUES

1 HOPE, 1 COURAGE, 1 CONFIDENCE

8:00

Briefing by SLs, YH and Head CCE



Indoor Sports Hall (ISH)

9:15

Meet-and-Greet with Form Teachers



Teaching Lab, PAL room, Library

10:00


Recess Arrangement



Canteen

10:30

Parents to leave the school premise



-

Address by Principal

3 January 2023

Mrs Tan Siew Hong

School Leaders








“Every Seng Kang Primary student an Inventive Thinker, a Confident Leader and a Gracious Citizen”

Check in with QR code

By 2028, what do you want to see in your child?



*Our
Beliefs*

*Our
Values*

*Our Vision
and
Mission*

Our School Vision

Every Seng Kang Primary
student

an *Inventive Thinker*

a *Confident Leader*

a *Gracious Citizen*



Our School Mission



Nurturing **self-directed learners** with **inquiring minds**, anchored on **moral values** to **lead, care and serve**

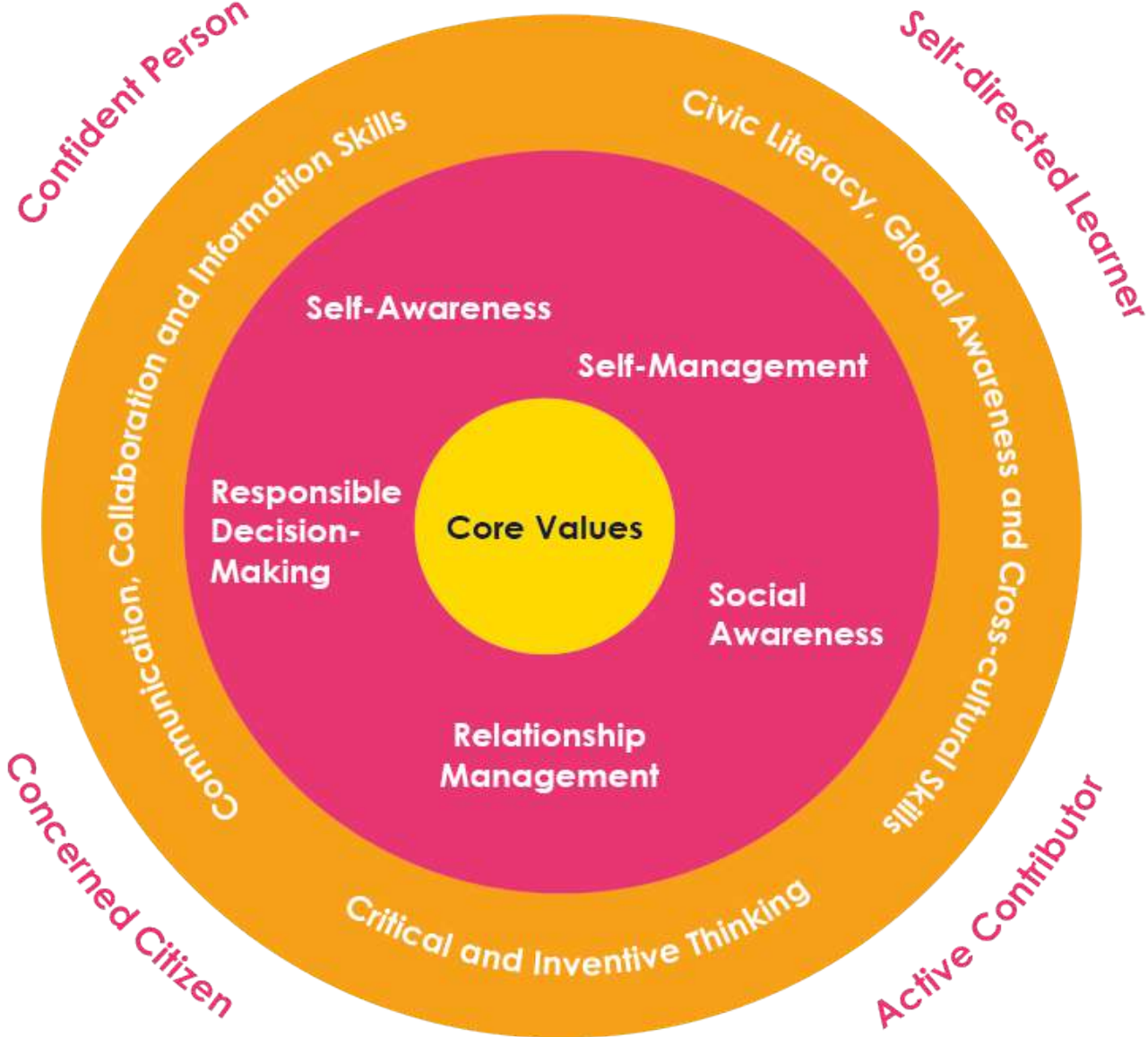


"Every Seng Kang Primary student an Inventive Thinker, a Confident Leader and a Gracious Citizen"

Alignment to MOE Desired Student Outcomes



... enabling every child
to **Learn for Life**



Our Beliefs

Everyone can **LEARN**

Everyone can **SERVE**

Everyone is **SPECIAL**



“Every Seng Kang Primary student an Inventive Thinker, a Confident Leader and a Gracious Citizen”

Our School Values

Believe in yourself...

Show care and respect ...

Graciousness

Confidence

Integrity

Resilience

Do the right things...

Be open and adaptable to changes...

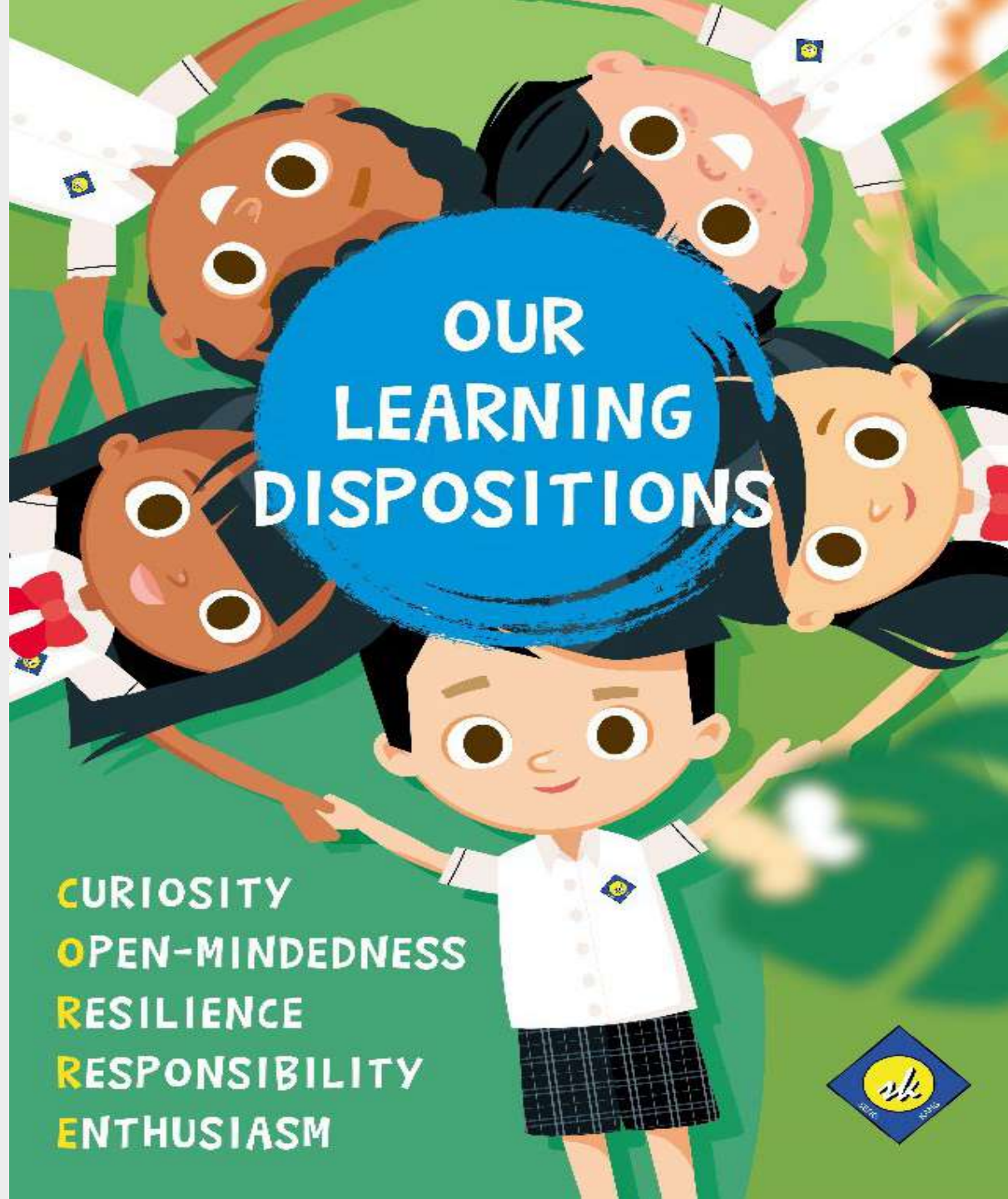


Ask questions...

Stay focused...

Set high expectations...

Excel with your strengths...



Be eager to learn and be responsible....

Participate actively in learning...

Keep trying and never give up ...

BETTER TOGETHER



- Nurture the whole child
- Ignite the curiosity and joy in learning
- Lay a strong foundation in literacy and numeracy
- Learn and grow in a happy and engaging learning environment

Home-School-Partnership



One-stop
communication
portal



School Website

<https://www.sengkangpri.moe.edu.sg/>



SINGAPORE

**STUDENT
LEARNING SPACE**
LEARN ANYTIME, ANYWHERE, AT ANY PACE

SCHOOLBAG
THE EDUCATION NEWS SITE

<https://www.schoolbag.edu.sg/>



"Every Seng Kang Primary student an Inventive Thinker, a Confident Leader and a Gracious Citizen"

Empower your child



- 4As : Attendance, Attire, Attitude and Assignment
- Be present and punctual
- Respect curriculum time
- Observe safety measures
- Help them to be **responsible** for themselves, their learning and belongings

Connect with Us

- **Connect with our Teachers. Make appointments when you need to see them.**

Connect with our teachers during office hours (7.30 a.m. to 5.00 p.m. on weekdays)

- **Use official communication modes to connect with our Teachers such as **Parent Gateway**, Student Handbook, MOE Emails, Face-to-Face meetings**

Teachers are not expected to share their personal handphone numbers with parents



Primary 2 Assistant Year Head



Year Head (Lower Block)

Connect with Us

For enquiries and feedback, you are welcome to email skps@moe.edu.sg



Please give us 3 working days to get back to you.



Our school website : <https://sengkangpri.moe.edu.sg/>

We want to INVOLVE you.....

- Consider joining the school's Parent Support Group (PSG) or volunteering at the school
- Create shared experiences with your child through supporting school programmes and events




Provide constructive feedback and suggestions to schools on programmes and practices through the various school's communication channels and platforms

PSG EXCO has structured meetings with SLs.



We look forward to a fulfilling 6-year home-school partnership with you!



Year Head's Sharing 2023

3 January 2023

Mrs Karen Tan

What should
my child know?

My child can't
read yet? How
will he/she
cope?

My child takes so
long to complete
her work. Will
he/she fall
behind?

I'm worried my
child won't eat
at recess.
He'll/She'll go
hungry!

What should my child know?

- Alphabet
- Express basic needs in English
- Ask and answer simple questions
- Count up to 10
- Basic understanding of numbers

- There is sufficient time for children to pick up what they need to know academically

- Help children to develop a joy for learning
- Encourage them to forge friendships
- Promote their wonder about the world around them

No Exam

- Children need time to adapt to learning in
- Bigger classroom
 - More classmates, yet only one teacher to a class
 - Longer school hours

My child can't read yet? How will he/she cope?

- An advantage but not a must

- Never too late to start getting your child interested in books!!!

- Take your child to the library
- Expose him/her to various picture books
- Read together
- Have great parent-child bonding sessions through bedtime storytelling
- Point out signs and words around him/her

In school, students will be

- Taught to blend letter sounds to form words
- Exposed to various text types and genres of books
- Read to on a regular basis
- Engaged in learning experiences in which they learn new vocabulary

My child takes so long to complete his/her work. Will he/she fall behind?

It could mean 2 things:

- Lack of time-keeping has become a bad habit
- Unsure of how to go about the work

In school,

- Time assigned for a piece of work

At home,

- Parents can do the same with small tasks or everyday activities
 - Be specific about how much time they should spend on a task
 - Use a timer
-
- Children pick up time management at a different pace
 - With help, time management can be improved

I'm worried my child won't eat at recess. He'll/She'll go hungry!

- Teachers will be standing by to help
- P4 buddies are assigned to each student for the first 2 weeks
- Extended recess time for the first week

When eating out, allow your child to

- Order food
- Make payment, handle money

Important to note

- Encourage and remind your child to eat first before heading to the bookshop or playing with his/her friends

Agenda

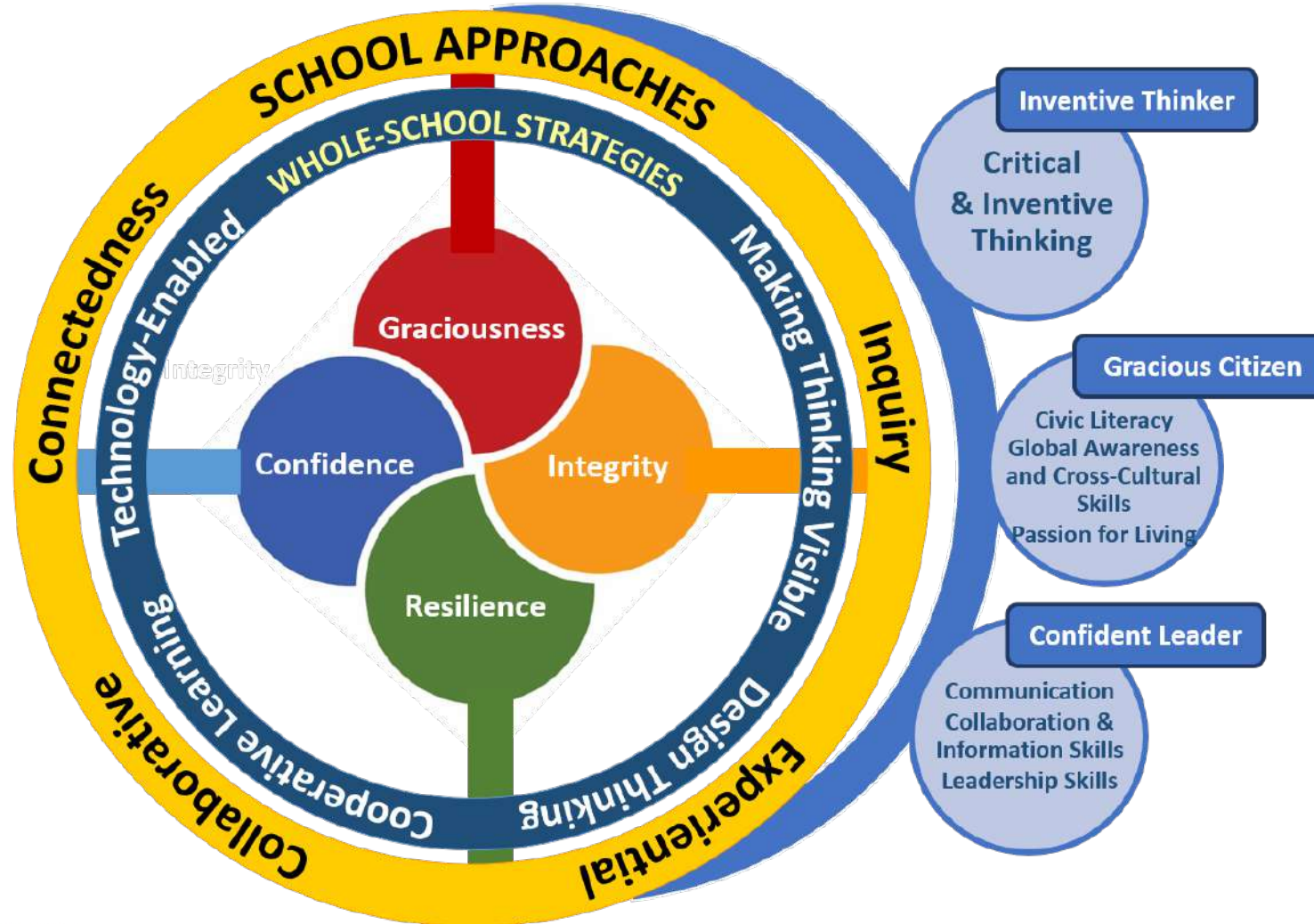
1. Introduction of P1 Teachers
2. Total Curriculum Framework
3. Learning Dispositions
4. Highlights of Level Programmes
5. Holistic Assessment
6. Subject Approaches
7. Student Recognition
8. Partnership with Parents

1. Introduction of P1 Teachers

Form Class	Form Teachers	
1 Faith	Mdm Nasuha Bte Hanafi	Mdm Chiew Yan Seah
1 Hope	Mdm Luthfiyyah Binte Kwajah Mohamed	Mdm Boon Lay Leng
1 Joy	Mrs Lye Chee Wah Joyce	Mdm Nur Shabana Bte Syed Ismail
1 Courage	Miss Dora Yeo Shi Hui	Miss Dulcie Lim Shao Jian
1 Patience	Mrs Eswani Nicholas	Mdm G Vasantha Devi Naidu
1 Confidence	Mdm Ng Cheng Li	Mdm Quek Leng Leng
1 Graciousness	Mdm Nurulhuda Binte Mohamed Salleh	Mdm Lim Hwee Hong

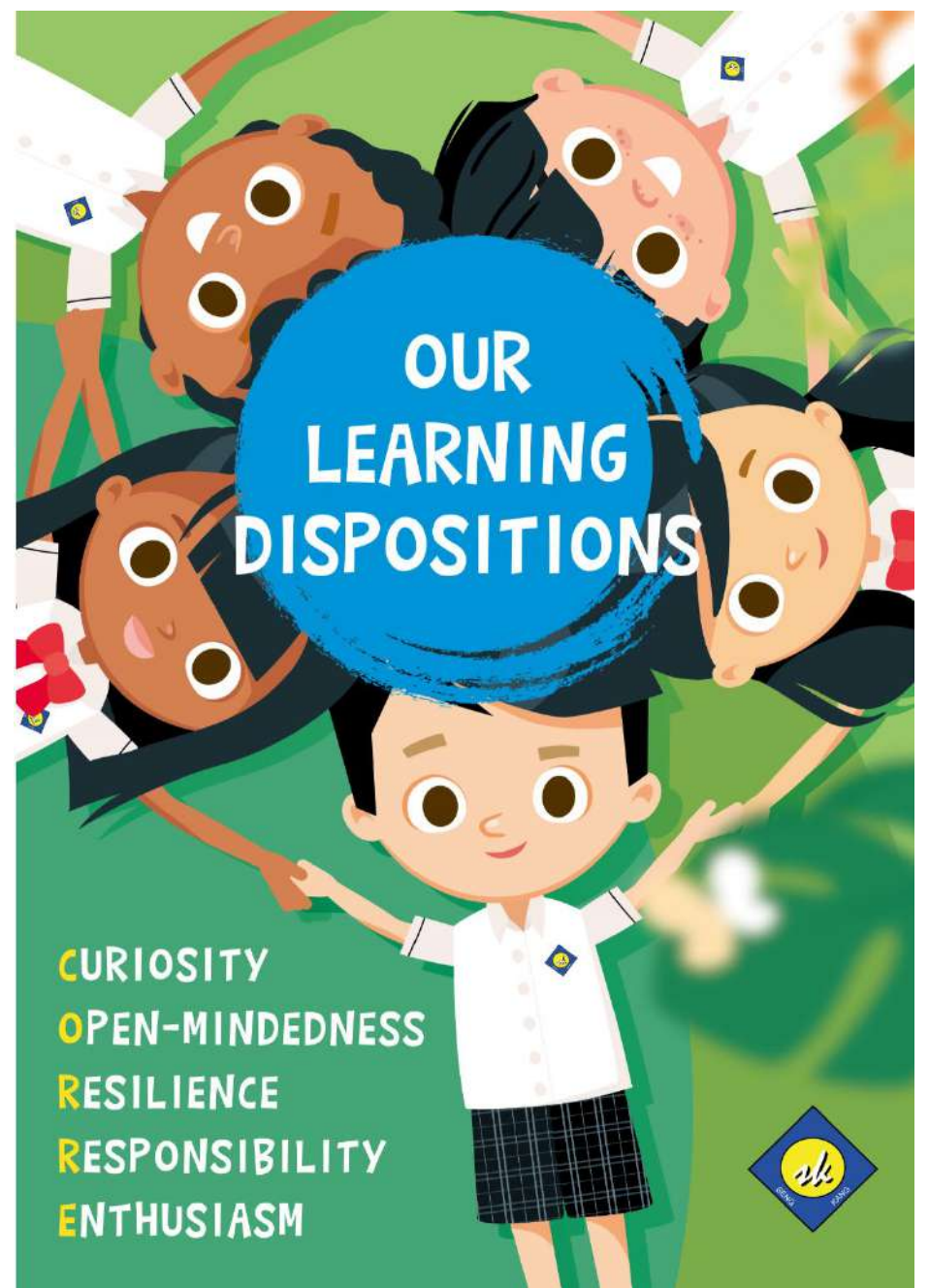
Learning Support for English (LSP)	Mdm Waheeda Mdm Irnanie Chin
Learning Support for Mathematics (LSM)	Mdm Tay Puay Leng
TRANSition Support for InTegration (TRANSIT)	Mdm Lim Swee Kuan Mdm Farhana

3. Total Curriculum Framework



4. Learning Dispositions

To help build a strong foundation for our students to become **self-directed learners who enjoy learning**, the school has identified **5 key learning dispositions**, in alignment to the **School Vision Statements**, to be nurtured in our students through the school's curriculum and various programmes.





- Ask **questions** to deepen understanding
- Respond to issues by **providing ideas or solutions**

5W1H

Who, What, When, Where, Why, How



- **Receptive to ideas** shared by peers
- **Cooperate** with peers and teachers
- **Act on feedback** and use it to improve performance

Think of different methods to a problem.



- Be **prepared** for learning
- Be **punctual** for school and submit work on time
- Be **safe and respectful** online

Pack own bag / toys / make bed. Complete work before play. Sleep early.



- Complete assigned tasks to the **best of one's ability**
- **Keep trying** when faced with difficulties

Model learning from mistakes. Try again.



- Listen attentively
- Participate actively in lessons

Share about their day, thoughts and feelings. Praise little successes.

5. Highlight of the level programmes

Applied Learning Programme (ALP): Poetry Recitation



Programme for Active Learning (PAL)



Structured Recess Play



P1 Sports Education Programme



Celebration of Success



6. Holistic Assessment

- Focus on building **greater confidence** and nurturing a stronger **intrinsic motivation** to learn so as to develop your child's potential
- No semestral examinations and **weighted assessments** at P1
- Use of **appropriate assessment modes** to provide useful information to support students' learning and development of the whole child

Performance-based Tasks



Show understanding of Mathematical concepts



Group work and presentation



Show and Tell



Written Work

How do we assess your child's progress in learning?

- Through **checkpoints** (e.g. class discussions, in-class work, homework, show and tell and bite-sized tests) to gather information about students' learning
- Use of **qualitative descriptors** to report students' learning progress for all subjects in the Holistic Development Profile (HDP) at the end of Semester 1 and Semester 2.
 - 3 levels of qualitative descriptors

Qualitative Descriptors
Competent
Developing
Beginning

Reporting of P1 Students' Learning Progress in HDP

Holistic Development Profile

Qualitative descriptors are used to report students' learning in all subjects

For illustrative purposes only.

SUBJECT	SEMESTER 2
MATHEMATICS	
Multiply and divide numbers within multiplication tables.	Competent
Identify, name, describe and sort shapes and objects.	Developing
Tell time to 5 minutes.	Competent
Read and interpret picture graphs with scales.	Competent
Understand fractions.	Competent

Learning Outcomes for the subject

Qualitative Descriptors


General Descriptions of Attainment Levels For P1 Learning Outcomes

Beginning	Developing	Competent
Shows misconceptions or faces challenges in understanding of the concept	Shows basic understanding of the concept	Shows a complete and accurate understanding of the concept
Able to demonstrate understanding of the concept with much guidance	Able to demonstrate understanding of the concept with some guidance	Able to demonstrate understanding of the concept independently
Able to apply the concept at least once	Able to apply the concept frequently	Able to apply the concept consistently

Assessment is part of learning



Knowing your child's holistic progress ...



HDP



Subject Files



Parent-Child-Teacher
Conference (PCTC)



Portfolio

7. Subject Approaches

English Strategies



Read for joy and exposure

- Always with a storybook
- Uninterrupted Sustained Silent Reading (USSR)



Thinking routine
See-Think-Wonder
to ignite curiosity

- **STELLAR 2.0** (Listening, Speaking, Reading, Writing)
- **Annotation** for contextual clues
(Making Thinking Visible)



Applied Learning Programme (ALP)

Mathematic Strategies

MATHEMATICS IS FUN



Encourage **CURIOSITY**.
Let students find out things for themselves.



Make learning Mathematics fun and relevant.



Make Mathematics **Thinking Visible**.



Keep activities / games / worksheets targets achievable.

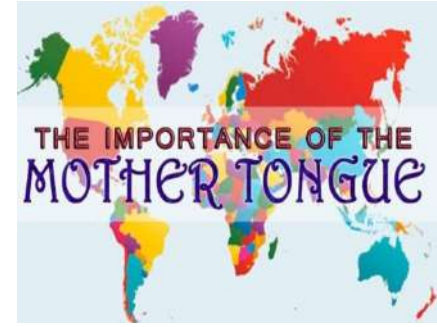


Excite students in Math by **relating** to daily activities (buy things using real money)

Make **connections** to what they learn.

Focus on the process
process → solution

Learning Goals for Mother Tongue Languages (MTL) (P1-P2)



1. To nurture active Learners and proficient users of the MTL Language
2. Develop foundational language and literacy skills
3. Appreciate the local ethnic culture

Listen with understanding, Speak with confidence

- Students will be given opportunities to hear the language being used in a variety of contexts, such as in conversations, rhymes, songs and reading of storybooks in MTL.
- Language learning through play and interaction tasks.
- Students will be provided with the platforms to express themselves in MTL e.g., Show-and-Tell, performing tasks, speech and drama



Cultural Awareness & Appreciation

- Students will celebrate diversity and be given opportunities to learn about values and traditions and participate in culturally-related activities
- e.g., Celebration of festivals in school and Mother Tongue Fortnight held annually

Reading – Enjoy MTL activities

Students will be encouraged to cultivate good reading habits and explore more MTL storybooks and appropriate reading materials in class through

- Weekly reading activities in class
- Reading Programme & Reading Magazines
- Reading tasks for P1 and P2 students

Writing

Students will learn to write words, phrases and simple sentence(s) about daily life with guidance.

E.g., curriculum writing assessment, creative writing lessons etc.



8. Student Recognition

- Class roles (e.g. Class monitors, Subject leaders, Eco stewards)
- Non-academic awards (e.g. Young Olympian)
- Termly Model Student awards (based on the 4 school values)
- LD awards (based on the 5 learning dispositions)
- Edusave Character Award (ECHA)
- Edusave Merit Bursary (EMB)

9. Parents' Support for Child

How You Can Support Your Child

- Check **Parents Gateway, Student Handbook, Homework file and SLS** regularly
- Monitor your **child's daily work** (especially corrections to be done, help your child to understand the need to learn from mistakes)
- Inculcate in your child the **habit of reading**
- Encourage your child to **revise** his/her work
- Develop in your child a sense of responsibility for his/her actions through equipping them with **self-management skills**:
 - Organising items in the school bag
- **Time management**
 - Drafting and adhering to a study timetable
 - Completing homework stated in the Student Handbook

9. Parents' Support for Child

Academic Resilience

- Recognise that there are topics/subjects which are more challenging
- Try different ways to overcome this difficulty
- When your child overcomes the difficulty, share the satisfaction of the “Ah-Ha” moment
- Praise your child “You did it!”



- **focus on your child's learning journey,** rather than compare them to others.
- **encourage Joy of Learning by not over-emphasising academic performance**

Pursue positive attitudes first, rather than good grades



Don't focus only on results
Encourage them to pursue their strengths, interests and try new things.



Set goals together
Talk about their strengths, abilities and goals and how they can achieve them.

“Praise the process that kids engage in: their effort, their strategies, their focus, their perseverance, their improvement.”

Carol Dweck,

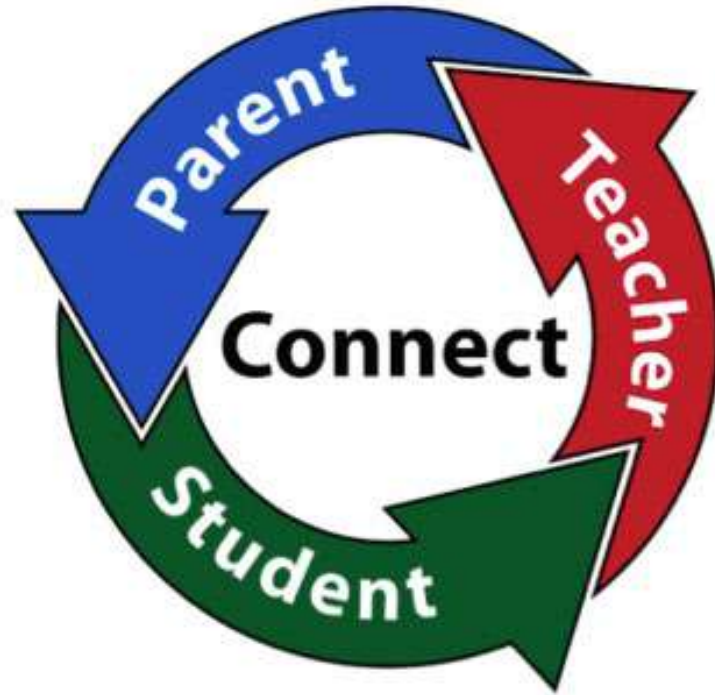
A psychologist and a professor at Stanford University

Communication Channels

Modes of Communication	School to Parents	Parents to School
Email	✓	✓
Phone Calls	✓	✓
Student Handbook	✓	✓
Parents Gateway (PG)	✓	✓
School Website https://sengkangpri.moe.edu.sg/	✓	
Class Dojo (where applicable)	✓	✓

**Touch-points
2023**

1. Mid-Year Parent-Child-Teacher Conference
2. End of Year Parent-Child-Teacher Conference (*For selected students*)



Let's continue to **work together**
(home-school partnerships) to
bring out the best in each student.

THANK
YOU

The words 'THANK YOU' are written in a black, serif, all-caps font. The text is integrated with a decorative floral arrangement. The word 'THANK' is on the top line, and 'YOU' is on the bottom line. The letters are surrounded by various leaves in shades of red, pink, and light pink, some with white veins. There are also small clusters of dark green berries interspersed among the leaves. The entire graphic is set against a light, circular glow.

Sharing by CCE HOD

3 January 2023

Mr Devindra

PARENT BRIEFING 3 JAN 2023

Mr Devindra
HEAD, CHARACTER AND
CITIZENSHIP EDN



SCOPE OF PRESENTATION

1. Parenting Tips
2. School Structures
 - a. Positive Education
 - b. Case management



Positive Thoughts

Natural Curiosity that should be roused and nurtured

a) Work in Partnership with the school.

b) Asking the right questions

Encourage your child to look out for interesting things and changes in their surroundings and ask questions about what they observe. When walking around the neighbourhood, you can ask "Do you wonder why rainbows appear after rain?", "What do you think you can do with empty bottles?", "What did you learn today?"

Keep these questions and conversations going as your child enters Primary 1 and beyond. Your child will be astounding you with their answers, or even asking you challenging questions.

Focus on building a strong foundation

It is a journey, not a sprint

Skills such as social skill set needs to be built before academic dispositions

Setting up routines

What can parents do

Creating Excitement - Go through the school website or its social media pages with your child. Look at the photos of the events and activities to get them excited about going to school, meeting their teachers and making new friends.

Social Skills - At home, role-play different scenarios, for example, how to introduce themselves to their new classmates or raise questions in class.

Routines - Create a daily schedule that includes blocks of time for rest, play, learning and sleep to ease your child into their new routines. Once school starts, you can include blocks of time for completion of homework and the packing of their bags for the next day.

Positivity - Some children may experience anxiety during the first few days of being in a new school environment, which in turn raises the anxiety level in us parents. This will get better once the child is more comfortable with the new environment and routines and has made new friends. You can help by discussing and acknowledging their feelings. Children feel more reassured when their parents show a positive attitude towards their new school and learning experience, as well as show trust in the teachers.

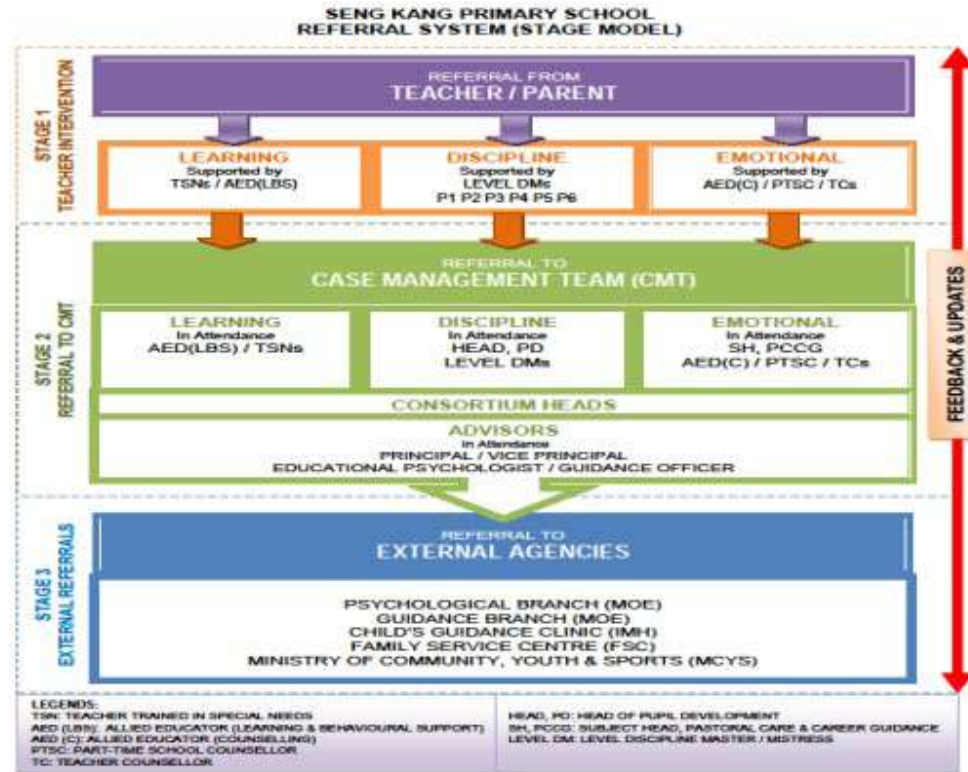
Academics

What about the academic aspects?

Have regular conversations with your child about their daily experiences. This helps to build their speaking and listening skills. Spend time reading to or reading with your children to nurture their love for reading and interest in English and Mother Tongue Languages.


You could also engage them in simple numeracy-related activities such as counting objects around the house or comparing the quantity between two sets of objects.

Case Management





Meet and Greet and Recess



PROGRAMMES FOR PARENTS

1 FAITH, 1 JOY, 1 PATIENCE, 1 GRACIOUSNESS

VENUES

9:00 Recess Arrangement  Canteen

9:45 Meet and Greet 

1 Faith  Library

1 Joy  PAL Room 1

1 Patience  PAL Room 2

1 Graciousness  Teaching Lab

10:30 End of orientation

PROGRAMMES FOR PARENTS

1 HOPE, 1 COURAGE, 1 CONFIDENCE

VENUES

9:15 Meet and Greet 

1 Hope  Library

1 Courage  PAL Room 1

1 Confidence  Teaching Lab

10:00 Recess Arrangement  Canteen

10:30 End of Orientation